

HURRICANE 300



Dimensional drawing on other side

SPECIFICATIONS

- **TRAILER MOUNTED/SKID MOUNT** - (REMOVABLE FROM TRAILER WITH BUILT-IN FORK POCKETS)
Chassis - Single, 5,000# axle, rectangular tube frame, two 5-lug radials, DOT-Lighting with electric brakes
- **POWER SOURCE**
Liquid-cooled diesel engine, 4-cylinder 25 HP w/ electric start and locking engine shroud
- **VACUUM AIR FLOW** (Blower)
Positive displacement, 850 CFM, capable of 15"Hg, 3-belt driven
- **FILTRATION SYSTEM** (3-Stage)
 - Stage 1: Cyclonic separation
 - Stage 2: Baghouse / 12 Teflon coated, sealed-edge, quick-change filter bags w/ continuous shaker cleaning system
 - Stage 3: Blower Safety Filter

OPTIONS

- Spare tire carrier
- HEPA filtration
- Skid mounted
- Air compressor
- Blower safety filter
- Electric powered
- Reverse pulse filter cleaning

STANDARD EQUIPMENT

- Paint - one color (custom lettering optional)
- Wet or dry operation
- 13-gallon fuel tank
- Vacuum skid unbolts from trailer, skid has two fork pockets
- 2" ball hitch
- Inspection door (Hopper)
- Vacuum break
- Electric brakes
- Quick release filter access door

SAFETY FEATURES

- OSHA approved belt guard
- Electric brakes
- Optional HEPA filtration
- Emergency breakaway chains
- Blower safety filter
- Engine shroud



INDUSTRIAL VACUUM EQUIPMENT CORPORATION
N8150 Maple Street • Ixonia, WI 53036
800-331-4832 • 920-261-1136 • FAX 920-261-7117
www.IndustrialVacuum.com




HURRICANE 300



DIMENSIONS

WIDTH 80"

WEIGHT 4100 lbs



HURRICANE 400



Dimensional drawing on other side

SPECIFICATIONS

- **TRAILER MOUNTED** Chassis - tandem 7,000# axles, 4"x 5" rectangular tube frame, with four 8-lug LT 265/75 R16 Load C tires (9880# Max Capacity), DOT lighting with electric brakes
- **POWER SOURCE** Kubota TIER 4 diesel engine, 74 HP @ 2,400 RPM
- **P.T.O. (clutch)** NACD
- **VACUUM AIR FLOW** (blower) Positive displacement, 1300 CFM capable of 27" Hg, 4 belt driven with guard (Roots 412 DVJ)
- **FILTRATION SYSTEM** (3-Stage)
 - Stage 1: Cyclonic separation
 - Stage 2: Baghouse/37 Teflon coated, quick change filter bags with continuous reverse pulse air cleaning and tool-less flip top lid
 - Stage 3: High efficiency horizontal blower safety filter with quick-release bolt clamps
- **HYDRAULICS** 3.5 GPM, 2200 PSI, direct driven
- **ENCLOSURE** Lockable steel shroud over engine
- **INSTRUMENT PANEL** (fully enclosed) 12 volt key start, safety system (low oil pressure/high water temperature alarm) Oil pressure, water temperature, ammeter, tachometer with hour meter, filter cleaning on/off switch, material vacuum & dump time controls
- **AIR COMPRESSOR** VMAC Rotary Screw Compressor & air dryer with electronic heater
AMSE certified air tank mounted on vibration isolators (provides air to pneumatic controls and self cleaning filter system)

STANDARD EQUIPMENT

- Paint - one color (custom lettering available)
- Wet or dry operation
- Automatic cone vibrator
- 50 gallon fuel tank
- Adjustable pintle hook
- Emergency stop button
- 10" inspection door (hopper)
- Tool-less flip top lid on baghouse

OPTIONS

- Spare tire & carrier
- Cold weather package
- HEPA filtration
- Hydraulic lift leg to level trailer
- Slide gate discharge
- Asbestos/hazardous waste package
- Auger in cone
- Auxiliary air hose 120 PSI
- Toolbox
- Hydraulic surge brake

SAFETY FEATURES

- OSHA approved belt guard
- Remote emergency stop button
- Safety struts for baghouse
- Emergency breakaway chain
- Wheel chocks
- Optional HEPA filtration
- Electric brakes
- Low oil or high temp engine shutdown



INDUSTRIAL VACUUM EQUIPMENT CORPORATION
N8150 Maple Street • Ixonia, WI 53036
800-331-4832 • 920-261-1136 • FAX 920-261-7117
www.IndustrialVacuum.com



DIMENSIONS

WIDTH 8'3"

WEIGHT 8,900 lbs

GVWR 9,880 lbs

HURRICANE 400

Raised Height 219" (18' 3")

Discharge Height
99" (8' 3")

Length when Raised 284" (23' 8")

Length when Lowered 131" (10' 11")

Hitch from Ground
20.5" / 25" / 29.5"

Length when Lowered 205" (17' 1")



HURRICANE 500



Dimensional drawing on other side

SPECIFICATIONS

- TRAILER MOUNTED** Chassis - tandem 7,000# axles, 4" x 6" rectangular tube frame, with four 8-lug 235/85/R16 ten ply radials. DOT lighting with electric brakes.
- POWER SOURCE** John Deere Tier 4 turbo-charged diesel engine, 4 cylinder, 4.5 liter, 173 HP @ 2,400 RPM
- P.T.O. (clutch)** Heavy duty NACD 11.5" clutch
- VACUUM AIR FLOW** (blower) Positive displacement, 2350 CFM capable of 28" Hg, 5 belt driven with guard. (Roots 616 DVJ or equal)
- FILTRATION SYSTEM** (3-Stage)
 - Stage 1: Cyclonic separation
 - Stage 2: Baghouse/37 Teflon coated, quick change filter bags with air cannon providing reverse pulse filter cleaning
 - Stage 3: Horizontal mounted high efficiency blower safety filter, tool-less filter changeout
- HYDRAULICS** 4.5 GPM, 2200 PSI, direct drive
- ENCLOSURE** Lockable steel shroud over engine
- INSTRUMENT PANEL** (fully enclosed) 12 volt key start, safety system (low oil pressure/high water temperature auto shutdown), oil pressure, water temperature, ammeter, tachometer with hour meter, filter cleaning on/off switch, material vacuum & dump time controls
- AIR COMPRESSOR** Direct drive Bendix twin cylinder; water cooled & oil pressure fed. Haldex air dryer with electronic heater. AMSE certified air tank mounted on vibration isolators (provides air to pneumatic controls and self cleaning filter system)

STANDARD EQUIPMENT

- Paint - one color (custom lettering available)
- Wet or dry operation
- Tool box
- Automatic cone vibrator
- 100 gallon fuel tank
- Adjustable height pintle hook
- Emergency stop button pendant
- 10" inspection door (hopper)
- Hydraulic lift leg to level trailer
- Spare tire & carrier
- Tool-less flip top lid on baghouse

OPTIONS

- Cold weather package
- HEPA filtration
- Slide gate discharge
- Auxiliary 50 gallon fuel tank
- 16" manhole on baghouse
- Asbestos/hazardous waste package
- Auger in cone
- Auxiliary air hose 120 PSI
- Skid mount
- 150 HP electric motor
- 4 point certified lifting cage
- High reach package

SAFETY FEATURES

- OSHA approved belt guard
- Remote pendant emergency stop button
- Safety struts for baghouse
- Emergency breakaway chains
- Wheel chocks
- Optional HEPA filtration
- Electric brakes
- Low oil or high temp engine shutdown



INDUSTRIAL VACUUM EQUIPMENT CORPORATION
N8150 Maple Street • Ixonia, WI 53036
800-331-4832 • 920-261-1136 • FAX 920-261-7117
www.IndustrialVacuum.com

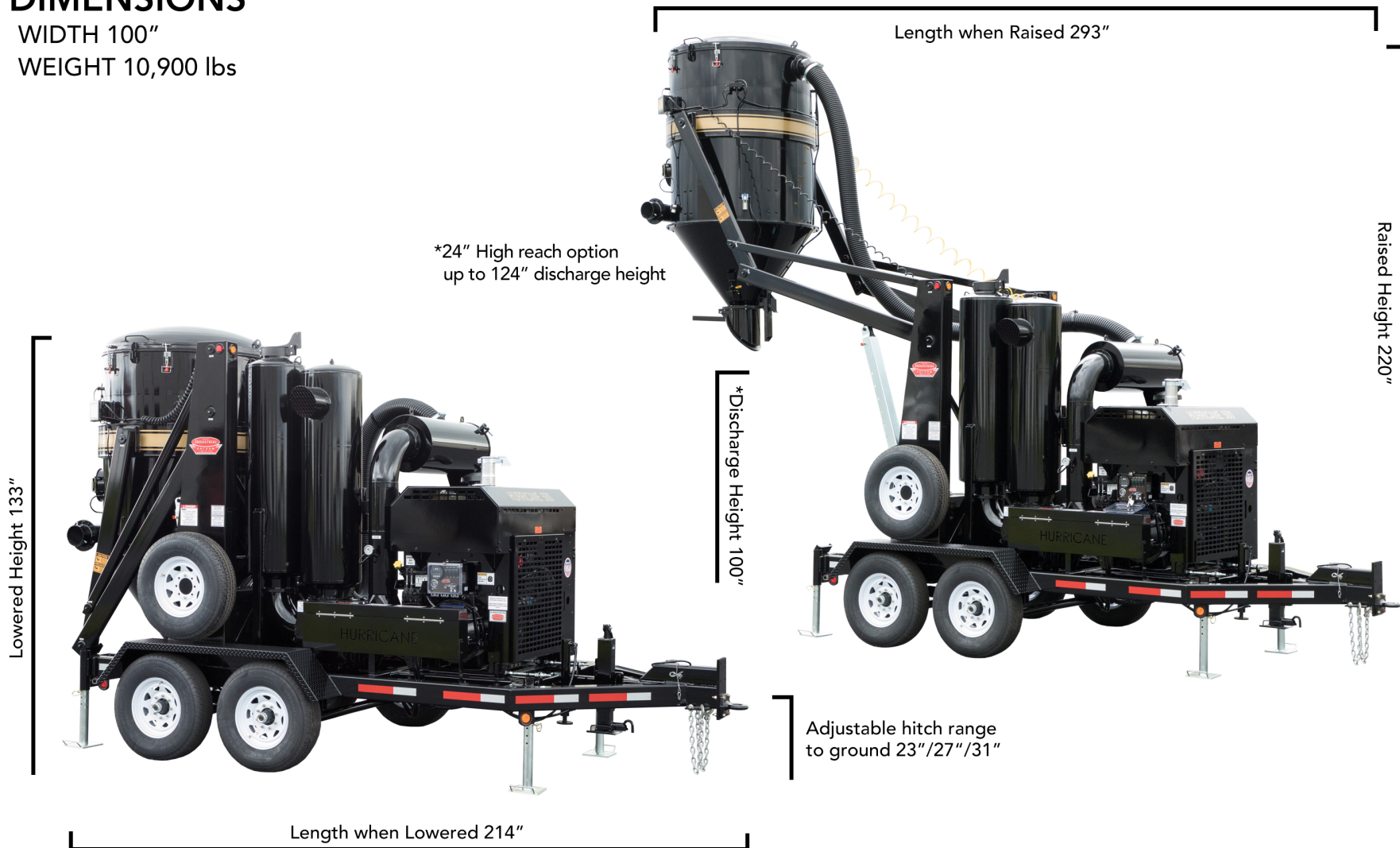
HURRICANE 500



DIMENSIONS

WIDTH 100"

WEIGHT 10,900 lbs



HURRICANE 600



Dimensional drawing on other side

SPECIFICATIONS

- **TRAILER MOUNTED** Chassis - tandem 7,000# axles
4"x 6" rectangular tube frame, with four 8-lug 235/85/R16, 10PR
DOT lighting with electric brakes
- **POWER SOURCE** John Deere Tier 4 turbo-charged diesel engine, 4.5 cylinder, 156 HP @ 2,400 RPM
- **P.T.O.** (clutch) NACD 11.5"
- **VACUUM AIR FLOW** (blower) Positive displacement, 3660 CFM capable of 16" Hg, 5 belt driven with guard
(Roots 624 DVJ or equal)
- **FILTRATION SYSTEM** (3-Stage)
 - Stage 1: Cyclonic separation
 - Stage 2: Baghouse/37 Teflon coated, quick change filter bags with air cannon providing continuous reverse pulse air cleaning
 - Stage 3: High efficiency blower safety filter, tool-less filter changeout
- **HYDRAULICS** 4.5 GPM, 2200 PSI, direct drive
- **ENCLOSURE** Lockable steel shroud over engine
- **INSTRUMENT PANEL** (Fully enclosed) 12 volt key start, safety system (low oil pressure/high water temperature auto shutdown),
oil pressure, water temperature, ammeter, tachometer with hour meter, filter cleaning on/off switch, material vacuum & dump time controls
- **AIR COMPRESSOR** Direct drive Bendix twin cylinder; water cooled & oil pressure fed. Haldex air dryer with electronic heater.
AMSE certified air tank (provides air to pneumatic controls and self cleaning filter system)

STANDARD EQUIPMENT

- Paint - one color (custom lettering available)
- Wet or dry operation
- Tool box
- Automatic cone vibrator
- 100 gallon fuel tank
- Adjustable height pintle hook
- Emergency stop button pendant
- 10" inspection door (hopper)
- Hydraulic lift leg to level trailer
- Spare tire & carrier
- Tool-less flip top lid on baghouse

OPTIONS

- Cold weather package
- HEPA filtration
- Slide gate discharge
- Auxiliary 50 gallon fuel tank
- 16" manhole on baghouse
- Asbestos/hazardous waste package
- Auger in cone
- Auxiliary air hose 120 PSI
- Skid mount
- 150 HP electric motor
- 4 point certified lifting cage
- High reach package

SAFETY FEATURES

- OSHA approved belt guard
- Remote pendant emergency stop button
- Safety struts for baghouse
- Emergency breakaway chains
- Wheel chocks
- Optional HEPA filtration
- Electric brakes
- Low oil or high temp engine shutdown



INDUSTRIAL VACUUM EQUIPMENT CORPORATION
N8150 Maple Street • Ixonia, WI 53036
800-331-4832 • 920-261-1136 • FAX 920-261-7117
www.IndustrialVacuum.com



HURRICANE 600

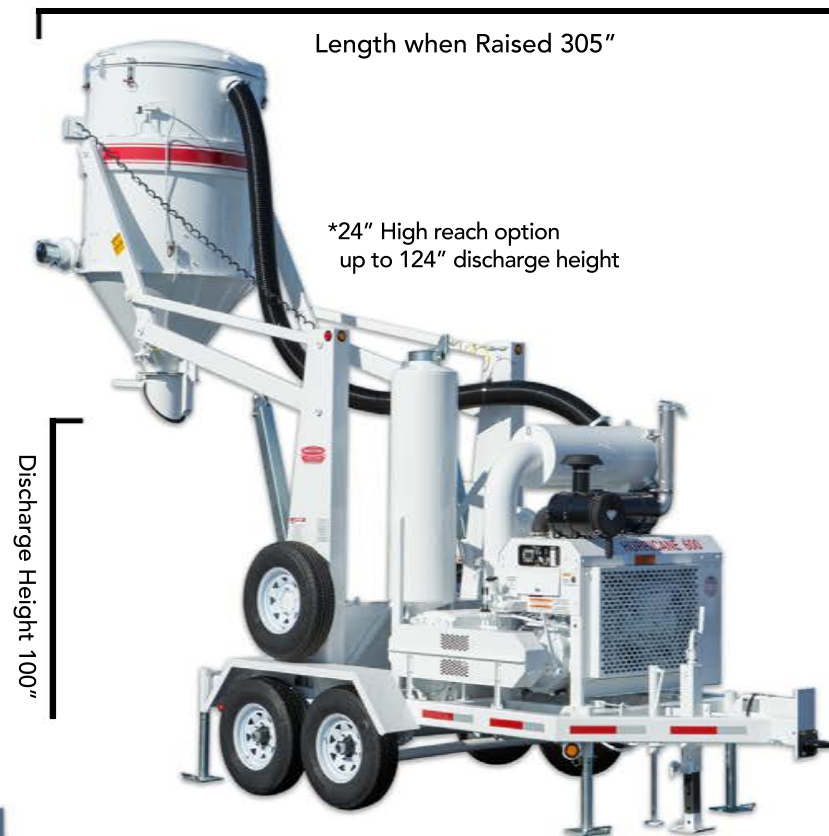
DIMENSIONS

WIDTH 100"

WEIGHT 10,900 lbs



Length when Lowered 225"



Adjustable hitch to ground
High: 31"
Middle: 27"
Low: 23"

HURRICANE 755



Dimensional drawing on other side

SPECIFICATIONS

- **TRAILER MOUNTED** Chassis - tandem 8,000# axles, 4"x 6" rectangular tube frame, with four 8-lug P225/R-16 ten ply, steel belted radials. DOT lighting with electric brakes. Trailer light wiring harness, with 7-pin connector
- **POWER SOURCE** John Deere Tier 4 turbo-charged diesel engine, 6.8L. 225 HP @ 2,200 RPM
- **P.T.O. (clutch)** Double disc, 11.5" with iron plates
- **VACUUM AIR FLOW (blower)** Roots Dresser 3660 CFM capable of 28" Hg, direct drive through flex coupling, with easy access guard
- **FILTRATION SYSTEM (3-Stage)**
 - Stage 1: Cyclonic separation
 - Stage 2: Baghouse/37 Teflon coated, quick change filter bags with continuous reverse pulse air cleaning
 - Stage 3: Dual high efficiency blower safety filters with dirty filter shut-down system
- **HYDRAULICS** 4.5 GPM, 2200 PSI, direct drive
- **ENCLOSURE** Lockable steel shroud over all major components
- **INSTRUMENT PANEL** (Fully enclosed) 12 volt key start, safety system (low oil pressure/high water temperature auto shutdown) Digital: oil pressure, water temperature, ammeter, RPM, hour meter. Filter cleaning on/off switch, material vacuum & dump time controls, air compressor psi gauge
- **AIR COMPRESSOR** Direct drive Bendix twin cylinder; water cooled & oil pressure fed. Haldex air dryer with electronic heater. AMSE certified air tank mounted on vibration isolators (provides air to pneumatic controls and self cleaning filter pulsing system)

STANDARD EQUIPMENT

- Paint - one color (custom lettering available)
- Wet or dry operation
- Tool box
- Automatic cone vibrator
- 100 gallon fuel tank
- Adjustable pintle hook
- Remote Emergency stop button
- Dual front hydraulic lift legs to level trailer
- Spare tire & carrier
- Hinged dome on baghouse

OPTIONS

- Cold weather package
- HEPA filtration
- Slide gate discharge
- Hazardous waste package
- Auger in hopper (cone)
- Auxiliary air hose 120 PSI
- Skid mount
- 200 HP electric motor
- 4 point certified lifting cage
- High reach package
- Gooseneck trailer
- High reach package for discharge up to 11 ft

SAFETY FEATURES

- OSHA approved drive guard
- Remote emergency stop button
- Safety struts for baghouse
- Emergency trailer breakaway chain
- Wheel chocks
- Optional HEPA filtration
- Electric brakes
- Low oil or high temp engine shutdown



INDUSTRIAL VACUUM EQUIPMENT CORPORATION
N8150 Maple Street • Ixonia, WI 53036
800-331-4832 • 920-261-1136 • FAX 920-261-7117
www.IndustrialVacuum.com



HURRICANE 755

DIMENSIONS

WIDTH 99"

WEIGHT 14,880 lbs

Length when Raised 321"

Length when Lowered 241"

Lowered Height 141"

Hitch to Ground 24.5" - 33.5"

Raised Height 230"

Discharge Height 102"

*High reach option
up to 10' 6" available



HURRICANE 828



Dimensional drawing on other side

SPECIFICATIONS

- **TRAILER MOUNTED** Chassis - tri-axes 8,000#, 4"x 6" rectangular tube frame, with six 8-lug LT235/85 R-16 fourteen ply steel belted radials. DOT lighting with electric brakes. Trailer light wiring harness, with 7-pin connector
- **POWER SOURCE** John Deere Tier 4 turbo-charged diesel engine, 325 HP rated @ 1,800 RPM
- **P.T.O.** (clutch) Triple disc, 14" with iron plates
- **VACUUM AIR FLOW** (blower) Roots Dresser 5660 CFM capable of 28" Hg, direct drive through flex coupling, with easy access guard
- **FILTRATION SYSTEM** (3-Stage)
 - Stage 1: Cyclonic separation
 - Stage 2: Baghouse/37 Teflon coated, quick change filter bags with continuous reverse pulse air cleaning
 - Stage 3: Dual high efficiency blower safety filter
- **HYDRAULICS** 4.5 GPM, 2200 PSI, direct drive
- **ENCLOSURE** Lockable steel shroud over all major components
- **INSTRUMENT PANEL** (Fully enclosed) 12 volt key start, safety system (low oil pressure/high water temperature auto shutdown) Digital: oil pressure, water temperature, ammeter, RPM, hour meter. Filter cleaning on/off switch, material vacuum & dump time controls, air compressor psi gauge
- **AIR COMPRESSOR** Direct drive Bendix twin cylinder; water cooled & oil pressure fed. Haldex air dryer with electronic heater. AMSE certified air tank mounted on vibration isolators (provides air to pneumatic controls and self cleaning filter pulsing system)

STANDARD EQUIPMENT

- Paint - one color (custom lettering available)
- Wet or dry operation
- Tool box
- Automatic cone vibrator
- 100 gallon fuel tank
- Adjustable pintle hook
- Remote emergency stop button
- Dual front hydraulic lift legs to level trailer
- Spare tire & carrier
- Hinged dome on baghouse

OPTIONS

- Cold weather package
- HEPA filtration
- Slide gate discharge
- Hazardous waste package
- Auger in hopper (cone)
- High reach package for discharge up to 11ft
- Auxiliary air hose 120 PSI
- Skid mount
- 4 Point certified lifting cage
- Goose neck trailer

SAFETY FEATURES

- OSHA approved belt guard
- Remote emergency stop button
- Safety struts for baghouse
- Emergency trailer breakaway chain
- Wheel chocks
- Optional HEPA filtration
- Low oil or high temp engine shut down



INDUSTRIAL VACUUM EQUIPMENT CORPORATION
N8150 Maple Street • Ixonia, WI 53036
800-331-4832 • 920-261-1136 • FAX 920-261-7117
www.IndustrialVacuum.com



HURRICANE 828

DIMENSIONS

WIDTH 99"

WEIGHT 18,600 lbs

Length when Raised 337"

Length when Lowered 257"

Lowered Height 141"

Hitch to Ground 24.5" - 33.5"

Raised Height 230"

Discharge Height 102"

*High reach option
up to 10' 6" available

